

# Ozark Fly Fishers

## Member Newsletter

March 2019

### President's Message

Before I begin, a special note: The March 28 meeting at 7:00 pm will not be at Queeny Park, but at **Community Christian Church** (the same location as our All-Day Meeting). There will be signs directing you to the room. Got it? Good!

When you read this, the trout season at the parks will have opened - a welcome sign of Spring. Not as welcome though was the high water at Montauk (and elsewhere in the state) that caused us to scrub the FYAO outing this year.

Our All-Day meeting on February 23 was appreciated, and I agree with others who felt Devin had a great presentation. Looking forward to a new year of time on the water and all club activities!

**Dan Rasch, President, Ozark Fly Fishers**  
Email: [drasch27@hotmail.com](mailto:drasch27@hotmail.com)



### March Meeting Guest Speaker

The guest speaker at our March Meeting is Jeff Trigg. Jeff is the owner/head guide of Ozark Sweetwater. His passion for fishing started at a young age, fishing the local farm ponds and creeks. This passion turned into an obsession when he discovered fly fishing. Jeff has traveled extensively in pursuit of any species that will take a fly.

Jeff enjoys every minute on the water, whether it's on the local tailwaters in search of a large predatory brown trout or chasing smallmouth on the smaller streams in the Ozarks. He works well with anglers of all skill levels and his goal is to always teach his clients new ways and techniques to catch the fish of a lifetime.

Active in the local fly-fishing community, Jeff is a member of the Federation of Flyfishers, Trout Unlimited and past president of Capital City Flyfishers. He is also a member of the Sage Elite Pro Staff, a certified casting instructor through the FFF and the sales rep for Towee Boats in Arkansas and Missouri.



### Questions about the Newsletter?

Email [OzarkNewsletter@gmail.com](mailto:OzarkNewsletter@gmail.com)



### Upcoming Events

#### March

##### Chili Tie-In

Marlan Graham's Clubhouse  
March 9, 2019, 9:00 – 2:00  
(See p. 2 for info)

##### STL County Fly-Casting Class

Greensfelder Rec Complex  
March 18, 2019 7:00-9:00 PM  
Register: (314) 615-8472  
Cost: \$8/person

##### General Monthly Meeting with Jeff Trigg

March 28, 2019, 7:00 PM  
**DIFFERENT LOCATION:**  
Community Christian Church  
623 Meramec Station Rd.  
Ballwin, MO 63021

##### Sowbug Roundup

Mountain Home, AR  
March 28-30. Cost: \$10


#### April


##### Wetlands for Kids Day


Busch Conservation Area  
April 6, 2019, 9:00-3:00  
(See p. 4 for info)

General Monthly Meeting  
Greensfelder Rec Complex  
April 25, 2019, 7:00 PM

 [www.ozarkflyfishers.org](http://www.ozarkflyfishers.org)

 Instagram: [@ozark\\_fly\\_fishers](https://www.instagram.com/ozark_fly_fishers)

 Twitter: [@ozarkflyfishers](https://twitter.com/ozarkflyfishers)

 Facebook: [@ozarkflyfishers](https://www.facebook.com/ozarkflyfishers)

 [OzarkNewsletter@gmail.com](mailto:OzarkNewsletter@gmail.com)

© Ozark Fly Fishers, Inc. 2019

# Outings Report – March 2019

## March - Spring River Outing

March 29, 30, & 31 – Mammoth Spring Lodge Motel - Thayer, MO

**This outing is sold out.**

For those attending this outing, please send any photos from the event to [OzarkNewsletter@gmail.com](mailto:OzarkNewsletter@gmail.com) for inclusion in future newsletters.

## April - Lake Taneycomo Outing

April 26, 27, & 28; - Lilleys' Landing - Branson, MO

We have reserved the following cabins for Friday and Saturday night.

- Cabins #1 and 10 – One room with two twin beds and kitchen
  - \$162 (2 nights)
- Cabin #3 - Two bedrooms each with a king bed and kitchen
  - \$274 (2 nights)
- Cabins #5 and 6 - Two bedrooms each with a twin bed and kitchen
  - \$188 (2 nights)
- Cabins #7 and 8 - Two bedrooms each with a twin bed and kitchen
  - \$210 (2 nights)
- Cabin # 9 - Two bedrooms each with two beds and kitchen
  - \$286 (2 nights)

You can check out the accommodations at [www.LilleysLanding.com](http://www.LilleysLanding.com).

**Reservation needed by March 1, 2019.**

**Payment in full needed by April 1, 2019.**

Make your checks out to Ozark Fly Fishers and mail to:

Edward Olander, 5886 Chrisbrook Dr., St. Louis, MO 63128

Phone: 314-566-1422 Email: [olanderedward@att.net](mailto:olanderedward@att.net)

## Chili Tie-In – March 9, 2018 – 9:00 AM to 2:00 PM

Marlan Graham's Club House

851 Country Stone Drive, Manchester, MO 63021.

Set up starts at 8:00 AM.  
Help is always needed.  
Bring your favorite chili,  
chip & dip, veggie tray,  
cookies, pie, cake, etc.  
Drinks provided by OFF.

Directions: I-270 to  
Dougherty Ferry Road,  
west. Turn right on Big  
Bend Road to first stop  
light. Turn right on  
Country Stone Drive.  
Club house on your left.



## 2019 Outings

### March

Spring River

Mammoth Springs, AR

March 29-31, 2019

**SOLD OUT**

### April

Lake Taneycomo

Lilley's Landing

Branson, MO

April 26-28, 2019

**BOOK NOW!**

### May

Montauk State Park

May 17-19, 2019

### July

11th Annual OFF

Stream Team Outing

Montauk State Park

July 12-14, 2019

### September

White & Norfolk

Rivers - Norfolk, AR

Sept. 13-15, 2019

### October

Eleven Point River

Alton, MO

October 11-13, 2019

### November

Bennett Spring

Catch & Release

Sand Springs Resort

Nov. 7-10, 2019

# Fly of the Month – March 2019

## Devin Olsen's Blowtorch Nymph

Devin tied this one at the All-Day Meeting and fished it for Missouri's resident rainbows the next day. I will say, between Devin's impressive skill and his Blowtorch Nymph, the trout did not stand a chance. I really like hot spots on nymphs and this one has two – its floss tail and the collar. It is a relatively simple fly to tie, very durable, and very effective.

- Hook: Orientsun 5241 Heavy Wire Jig Hook #14 - 18
- Bead: Silver Slotted Tungsten
- Thread: Veevus 16/0 Brown
- Tail: Fluorescent Orange Glo Brite Floss
- Ribbing: Brassie Size Red wire
- Body: SLF Black Dubbing
- Hackle: Natural CDC feather
- Collar: Veevus 16/0 Orange Thread



Set bead on hook and secure in vise. Start thread behind the bead and advance to the hook bend. Secure a doubled-over length of Glo Brite floss behind the bead extending past the hook bend and wrap down to the bend. Trim to just past the hook bend. Tie in a section of the ribbing wire along the hook shank and secure with thread wraps. Dub a tight slightly tapered body to just behind the bead. Rib with red wire and secure behind the bead. Add a small bump of dubbing at the end of the body to help set the hackle out. Tie in CDC feather by the tip and make one and a half to two wraps of hackle. Secure feather and trim excess. Whip finish the brown thread and trim excess. Start orange thread and build a collar of the orange thread. Brush cement on an inch of thread, make a couple wraps, and then whip finish.

This fly “looks like nothing in nature,” but could be anything or could be nothing. Obviously, he fished it as part of his Euronymph rig, as well as a nymph on his dry/dropper and dry/double-dropper rig.

**Mike Ott, Fly-Tying Chair, Ozark Fly Fishers**

## Casting Tip – March 2019

Devin Olsen gave an excellent presentation in February. At lunch, he and a couple of club members were talking about casting. Devin brought up an interesting thought. He has found while in all other sports (e.g., golf, archery, baseball) everyone plans to practice before they play or compete. However most fly fisherman seldom or ever practice. Why? We need to practice!

Following is a partial reprint of a casting tip from 2014: One of the best tips for practicing casting is to practice often for short periods. This proves to be much better than long sessions where the caster gets tired. Fifteen to twenty minutes at a time is plenty. Always practice with a target. Targets should be placed at 15 to 60 feet. A trash can makes a fun target – hover your fly above it and drop it into the can. Place a rope or two on your lawn and keep your cast between the ropes or parallel to a single rope. Set up a saw horse with the target behind it to imitate a cast under a “branch” to reach a fish. Get one of the inside casting yarn-based outfits to practice with. They really do work. Casting as Devin recommends for his style of tactical fishing will require even the best casters to practice before they fish this way for the first time.

Daylight savings time starts March 10<sup>th</sup>. Therefore, we will meet about an hour before the meeting to cast on the lawn. This month that will be at Christian Community Church. The casting lawn will be right by the door to the meeting room. Hope to see you there.

**Bill Armon, CCI, Ozark Fly Fishers**

# Legislative Call to Action

Two current proposed national legislative changes could affect the waters each of us fish. We ask OFF Members to take a moment to educate themselves on these important issues and reach out to your representatives to take action. A simple phone call to let them know you support or oppose proposed legislation goes a long way.

## **OPPOSE the changes to the Clean Water Rule of 2015**

The proposed Replacement Rule would end Clean Water Act protections for millions of stream miles across the country -- streams that contribute to the drinking water supplies of 117-million Americans and provide essential fish and wildlife habitat that support a robust outdoor recreation economy worth \$887 billion.

Opportunity for public comment is now open. The comment period will close on Monday, April 15th at 11:59p Eastern. Contact your [Senators](#) and [House Reps](#). [Click to learn more about the Replacement Rule](#).

## **SUPPORT US Senate Bill 47 The Natural Resources Management Act**

This bill has passed in the Senate and will be voted on in the near future in the House. Part of this bill covers the renewal of the Land and Water Conservation Fund which is critical to the continuation of many of the programs related to habitat and wildlife conservation. You can look up you Representative using this website:

<https://www.house.gov/representatives/find-your-representative>

# 2019 Stream Team 31 Events

If you plan to attend or have any questions about these events, please contact Scott Darrough at 314-560-1335 or [swdarrough@yahoo.com](mailto:swdarrough@yahoo.com)

- **MARCH 10-12** 83<sup>rd</sup> Conservation Federation of Missouri Annual Convention (Capital Plaza Hotel - Jefferson City)
- **MARCH 30** Legends of Conservation presents "A Sense of Wonder" A play based on the life of Rachel Carson (The Etta and Joseph Miller Performing Arts Center - Jefferson City, MO) - by invitation - Legends of Conservation
- **MARCH - APRIL** Missouri Stream Team Volunteer Water Quality Monitoring Level 3 Certification
- **JUNE 27** Raffle tickets for the 11<sup>th</sup> Annual Stream Team Outing will be available for purchase at the Tilles Barbecue (Tilles Park - Saint Louis County)
- **JULY 12-14** 11<sup>TH</sup> Annual Ozark Fly Fishers Missouri Stream Team Outing (Montauk State Park, Salem, MO) - by invitation - Stream Team #31 - Ozark Fly Fishers
- **AUGUST 24** 52<sup>nd</sup> Annual Operation Clean Stream - Big River (Byrnes Mill City Park, Byrnes Mill) - by invitation - Stream Team #3797 - Trashmanian Devils
- **AUGUST 24** Passport to Clean Water
- **SEPTEMBER - OCTOBER** Missouri Stream Team Volunteer Water Quality Monitoring Level 3 Certification

## Wetlands for Kids Day

### April 6, 2019, 9:00–3:00

**Busch Conservation Area**

**Main MDC Building, 2360 MO Hwy D,**

**St. Charles, MO 63304**

MDC and OFF are looking for volunteer fly-tiers and fly-casters to come out, promote the club, and teach the next generation of fly-fishers how fun the sport can be. We will be tying safety pin flies for the kids. Materials are provided. All skill levels are welcome. For those unable to attend the event, Jim Gera will be collecting safety-pin flies at the March meeting. The more garish and gawdy the better. Kids love wearing these big bright flies.

Donuts & coffee provided by OFF. Lunch provided by MDC.



# A Love Affair with Fly Fishing

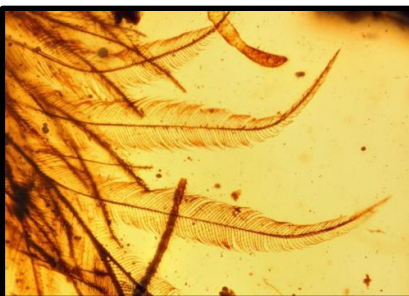
This love affair did not begin in any romantic setting or youthful experience like a high school dance. It all began in a most unlikely place after an even more unusual event. In 1959 at the conclusion of a poker game in a college dorm this love affair was born. A young fellow from California put his split bamboo fly rod in the pot to cover his bet. He soon learned that one can't bluff a Midwestern farm boy with a pair of fours. Being from Illinois I had never had any kind of fishing rod in my hand that had less than a ten-pound test line and a plug with treble hooks dangling from the end. Furthermore, I had never even seen a fly rod except in fishing magazines. Now fifty years later that old rod has grown to a family of eight and fly fishing and I have developed a true love affair.

In these fifty years I have traveled over most of the United States and fished many of the famous rivers, streams, and creeks that boast good fishing opportunities. My love for fly fishing has motivated me to seek out places I would otherwise have never seen. I have shared my passion for fly fishing with many people and have taught young and old the joy of placing a small feathery object on the water in an attempt to fool a fish. Fly rods have always been the rod of choice for most serious trout fishermen. For that reason, most folks believe that trout are the only fish that one can catch on a fly rod. Wrong, wrong, wrong. Remember I was from Illinois and had only fished lakes and ponds full of sunfish, bass, crappie, catfish, and yes, even carp.

Some of my best fishing experiences with a fly rod have been on farm ponds. I didn't even catch a trout until I moved to Missouri in the 1960's. If you are just getting started fly fishing or if you are introducing a youngster to this great lifelong sport I would encourage you to start on ponds and lakes. You may not catch the big one but you will catch a lot of fish and have fun doing it without getting worm juice on your fingers. Many people tell me, "Oh no, I'm not going to try fly fishing. That looks way too hard for me." Please believe me when I tell you that you can be casting a fly, and then catching fish after thirty minutes of good instruction. We are truly blessed in the St. Louis area with good opportunities to learn to fly fish. Many Fly Fishing clubs give free instruction and will help you get started. The thirty-six lakes at the Busch Area are great places to practice what you learn.

**-Len Patton, OFF Member, Originally Published in *Conservation Connections*, December 2009**

## Can You Identify the Feather?



Is it partridge? Grouse? Pheasant? Think rarer, and older. Much older.

This picture shows the fine feathers from the tail of a 99-million-year-old dinosaur. The specimen, perfectly preserved in amber, was excavated from a mine in the Hukawng Valley in Kachin state, northern Myanmar, discovered by scientists in 2015. Just imagine the new fly patterns you'd be able to tie using the feathers from dinosaurs. No word yet whether these feathers will be available at Hargrove's or Feather-Craft.

## Tying with the Renegade

### Super Glue Brush

Here is the latest addition to my fly-tying bench, and it's a good one. It's Super Glue in a bottle with a brush in the lid just like you find in a nail polish bottle. Often during the process of tying a fly, I use super glue to make what I call a Super-Glue knot. I use it to lock materials in place and I frequently use it instead of a whip finish or half-hitches to tie off the head of the fly.

To make a Super Glue knot, you simply wet the thread nearest the hook and take a couple of turns of wet thread on the previous thread wrap. The glue dries almost instantly, and you have your knot. The brush helps you control the amount of glue that you apply to the thread and that's a big help. In the past, using Zap-A-Gap, I would get the thread wetter than necessary. The Brush-On Super Glue application eliminates that problem.


The bottle of Super-Glue in the photo was purchased at my local Wal-Mart store. Go to your store and buy a bottle. I'll bet it will become the only Super-Glue you use.

**Al Bourisaw, Membership Chair, Ozark Fly Fishers**



# Summary: 2019 All-Day Meeting with Devin Olsen

The weather was bad, but the lessons were good. February 23 was a cold, foggy, and rainy day, which made for the perfect conditions to sit inside and listen to Devin Olsen talk about all things Euro-Nymphing. If you are a dry-fly purist, this was not the demo for you. His presentations were well-informed and put together, and the films he showed were packed with important tips and beautiful high-definition shots of rivers and trout. He discussed the various speeds of water currents throughout the water column, with explanations on how different fishing styles and indicators can affect the speed and drag of the underwater fly.



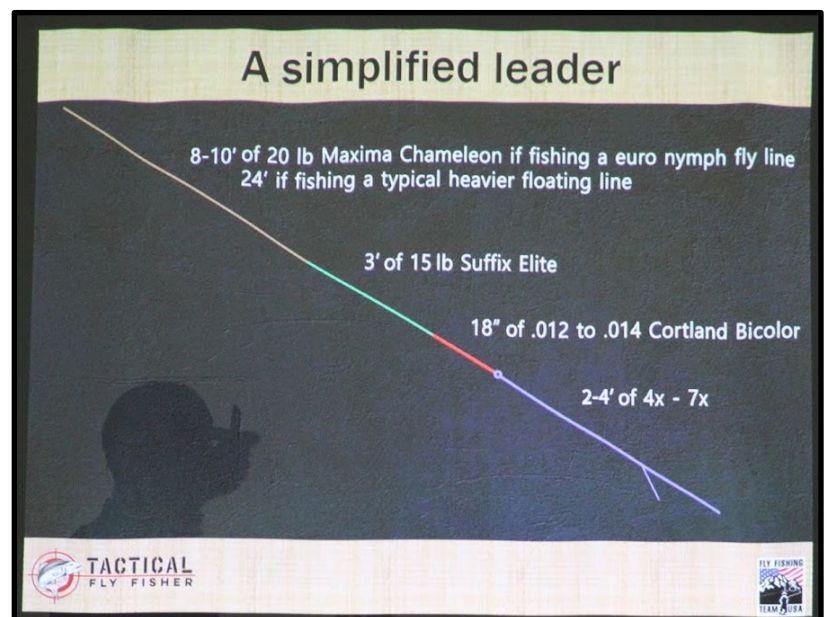
Devin's tying demonstration was detailed and unique, using a mix of everyday and irregular fly-tying materials, such as a custom-made tear-drop shaped tungsten bead. Many patterns utilized both UV resin and a dab of nail polish.

Devin explained how he fishes nymphs without the use of a foam indicator, by using the leader set-up in the photo below. He combines a light, euro nymph fly line, 3 feet of Suffix Elite, 18 inches of Indicator tippet, a tippet ring, and finally, 2-4 feet of 4x-7x tippet connecting to 1, 2, or 3 nymphs, depending on the water. In all, Devin says his leaders are usually 17-20 feet in length.

Devin's books were not available at the meeting due to a shipping error, but they will be for sale at our next monthly meeting, March 28, 2019. The March meeting will also be held at Christian Community Church, the site of our All-Day Meeting. Please see p. 1 for more information.

Devin sells most of the materials as well as many he referenced at the meeting on his website [www.tacticalflyfisher.com](http://www.tacticalflyfisher.com)

Thank you to everyone who came out and spent the day with us and enjoyed Devin's demonstration, and a hearty thank you for Devin for making the trip to Missouri to teach us all about his tactical fly-fishing techniques.



# Communications

## Ozark Fly Fishers Member Newsletter

Do you enjoy writing as much as fishing? Have you recently read a good fly-fishing book or had a fun trip you wish to recap? The Ozark Fly Fishers Member Newsletter is always looking for new content from our members. Articles up to 1,000 words can be submitted to: [OzarkNewsletter@gmail.com](mailto:OzarkNewsletter@gmail.com).

In addition to member content, the Member Newsletter acts as members' primary source of information about upcoming events and speakers, future outings, and other important dates and updates from the Board of Directors. It is delivered each month either through email or snail mail. Many members collaborate each month to put the newsletter together, and we hope you enjoy.

## Social Media

A great way to stay up to date (and not have to wait for the monthly newsletter) is to follow Ozark Fly Fishers on our social media channels. In addition to getting updates from the club, it gives you the chance to interact with other members and to share your stories, photos, and videos. Be sure to like and subscribe to the various links below. **WE WANT YOUR PHOTOS AND VIDEOS.** Sharing your photos and videos is a great way to show off your latest huge catch and to promote the club. Send photos/videos to [OzarkNewsletter@gmail.com](mailto:OzarkNewsletter@gmail.com). If you have any questions about social media or even want to create your own account to interact with OFF, please reach out to Jake Voss, who is happy to help.

Follow OFF on Twitter for discussions.



[www.twitter.com/ozarkflyfishers](http://www.twitter.com/ozarkflyfishers)  
[@ozarkflyfishers](https://twitter.com/ozarkflyfishers)

Follow OFF on Instagram for photos.



[www.instagram.com/ozark\\_fly\\_fishers](http://www.instagram.com/ozark_fly_fishers)  
[@ozark\\_fly\\_fishers](https://www.instagram.com/ozark_fly_fishers)

Like/Follow OFF on Facebook.



[www.facebook.com/ozarkflyfishers](http://www.facebook.com/ozarkflyfishers)  
[@ozarkflyfishers](https://www.facebook.com/ozarkflyfishers)

Subscribe to OFF on YouTube for videos



[www.youtube.com/ozarkflyfishers](http://www.youtube.com/ozarkflyfishers)



## Ozark Fly Fishers Website

The Ozark Fly Fishers website will provide you with all the information you'll need about the club, its members, its events, and its sponsors. The website holds an archive of past monthly newsletters, flies of the month, and photos of past OFF Events. The OFF Website also hosts the Club Calendar, which provides the dates and times of all club events, as well as some events hosted by third parties.

Our website can be found at: <http://www.OzarkFlyFishers.org>  
or use your smartphone to scan the QR code to the right.



## Groups.IO

Ozark Fly Fishers has now joined Groups IO. To join in the discussion, all you have to do is go to <https://groups.io/> or google search for "Groups IO".

Register on the site by putting in your email and creating a password. (Write it down, save it, and keep it simple. If you lose it or forget it nobody can find it or get it for you.) They will send you an email to your address where you can verify your account. That's all you have to do to become a member of Groups IO. Once you have registered, search for "Ozark Fly Fishers" and ask to join the group. It will send an invitation. It is that easy. We also have a subgroup in the Groups IO of Ozark Fly Fishers for the tiers in the club. Once you're a member of the Ozark Fly Fishers main group you can then join the Fly Tiers of the Long Table sub group. You **have** to be a member of the Ozark Fly Fishers **main** group to join the sub group. It's just a matter of asking to join as you did with the main group. Having problems, contact Mike Swederska at: [Shur-way@sbcglobal.net](mailto:Shur-way@sbcglobal.net)



# Ozark Fly Fishers Board of Directors

<u>Officers</u>	<u>Directors</u>	<u>Chairperson</u>
<i>President:</i> Dan Rasch	<i>Communications:</i> Jake Voss	<i>Casting:</i> Brian Ellis
<i>Vice President:</i> Dave Crawford	<i>Conservation:</i> Scott Darrough	<i>Fly Tying:</i> Mike Ott
<i>Treasurer:</i> Steve Lekich	<i>Education:</i> Jim Gera	<i>Stream Team Coordinator:</i> Scott Darrough
<i>Secretary:</i> Dan Ehlmann	<i>Membership:</i> Al Bourisaw	<i>Video Library:</i> Ed Heist
<i>Past President:</i> Steve Antonic	<i>Outings:</i> Ed Olander	<i>Webmaster:</i> Mark Thalhammer
	<i>Ways &amp; Means:</i> Jerry Kniepman	<i>Group IO Moderator:</i> Mike Swederska

## Stream Team 31

<i>Coordinator / Current River</i>	Scott Darrough
<i>Blue Springs Creek</i>	Glen Bish
<i>Mill Creek</i>	Bill Leslie

## Reminder:

Ozark Fly Fishers meet at 7:00 PM on the fourth Thursday of each month at the Queeny Park Rec Center (Unless noted differently. See OFF Calendar on [www.ozarkflyfishers.org](http://www.ozarkflyfishers.org))

**The March Meeting will be held at Community Christian Church. See Page 1 for more info.**

## Donate A Fly to the Members' Fly Box

Please consider donating a fly to the Members' Fly Box which will be raffled at the 11<sup>TH</sup> Annual Missouri Stream Team Outing. You decide on the type of fly you wish to donate. The donor's name and the name of the fly pattern will accompany the fly at the time of the raffle. Our Members' Fly Box will only be as good as we the members make it, so please donate. All proceeds will benefit Ozark Fly Fishers. See Scott Darrough at the monthly meeting to make your fly donation. If you have any questions regarding this matter contact him at 314-560-1335 or [swdarrough@yahoo.com](mailto:swdarrough@yahoo.com)



# Ozark Fly Fishers Objectives

*Founded 1971*

To promote fly-fishing as the most sportsmanlike and enjoyable way of fishing and the method most consistent with the preservation and wise use of our game fish.

To practice conservation of natural resources and to support efforts for environmental quality and pollution control.

To provide advice, education, and assistance to promote the art of fly fishing.  
To demonstrate applied techniques in fly-fishing, tying, casting and related subjects

## Please Support Our Corporate Sponsors



**Shur-Way**  
314-645-5540  
AUTO BODY

**The First—The Original**  
to bring environmentally friendly water-based collision repair paint to St. Louis.

Go Green!



**SHUR-WAY  
AUTO BODY**  
3540 Greenwood  
Maplewood  
314.645.5540

Freshwater & Saltwater  
Fly Fishing Specialists  
Since 1955



**HUGE Selection of all things fly fishing!**  
**FREE Fly Casting & Fly Tying Lessons...**  
beginner through advanced.

Visit [www.feather-craft.com](http://www.feather-craft.com)  
for on-line Fly Fishing Catalogs, Specials,  
Bulletin Boards, Closeouts, Demo's,  
one-of-a-kinds and much more.

Call or stop by for our  
**FREE 92-page Fly Fishing Catalog**  
314-963-7884 \* 800-659-1707  
8307 Manchester Rd  
St. Louis, Missouri 63144

9024 Manchester  
St. Louis, Missouri 63144  
(314) 968-4223



**T. HARGROVE**  
Fly Fishing Inc.  
[www.thargrove.com](http://www.thargrove.com)

**IOI Mobility** 636-447-1414  
St. Louis

**Access Solutions**

	Stair Lifts	Patient Lifts
	Access Ramps	Bath Access
	Auto Lifts	Pool Lifts
	Platform Lifts	Grab Bars

Brad Kohlbrecher      4025 South Old Highway 94 • Unit T  
St. Charles, Missouri, 63304

Ozark Fly Fishers  
P.O. Box 440181  
St. Louis, MO 63144